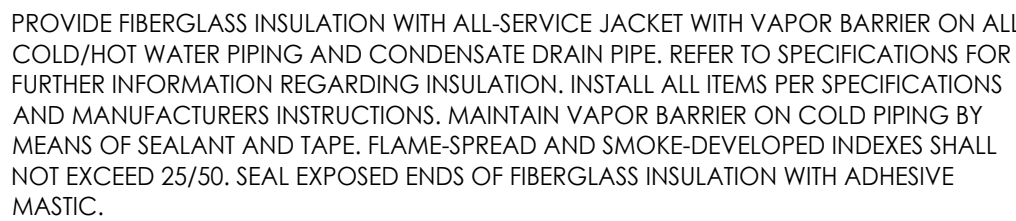


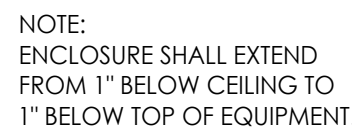
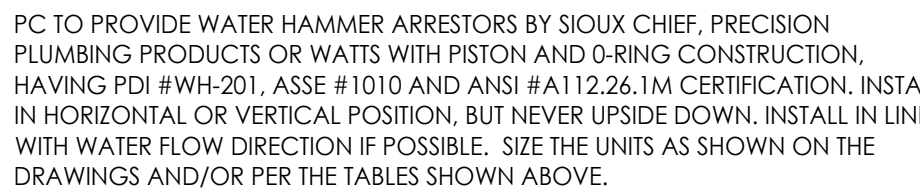
HOLD 18" FROM SIDE OF DCW PIPE TO DWH

HOLD 18" BETWEEN THE TWO DWH

HOLD 18" FROM SIDE OF DCW PIPE TO DWH



WATER DETAIL NOTES  
 VIDE FINISH/TURNING POLLY CONCENTRIC VENT SYSTEM AVAILABLE



1" ASSE 1013 RPZ BACKFLOW ASSEMBLY SIMILAR TO WAITS LF919QGT WITH FACTORY INSTALLED ISOLATION VALVES AND AIR GAP FITTING. EXTEND FULL SIZE RELIEF DRAIN TO FLOOR DRAIN WITH 3" AIR GAP, IF REQUIRED FOR IRRIGATION SYSTEM. VERIFY REQUIREMENTS WITH CONSTRUCTION MANAGER AND LOCAL CODE AUTHORITY.

INSTALLATION AND MATERIALS TO BE IN ACCORDANCE TO LOCAL WATER AUTHORITY REQUIREMENTS

2" ASSE 1013 RPZ BACKFLOW ASSEMBLY SIMILAR TO WAITS LF919QGT WITH FACTORY INSTALLED ISOLATION VALVES AND AIR GAP FITTING

2"

2"

DCW

SEE SHEET P2-1 FOR CONTINUATION

1" DCW FOR IRRIGATION SYSTEM IF REQUIRED.

PRESSURE GAUGE WITH 1/4" BALL VALVE AND CONNECTION 0 TO 200 PSI RANGE

DRAIN VALVE W/ 3/4" HOSE THREAD OUTLET

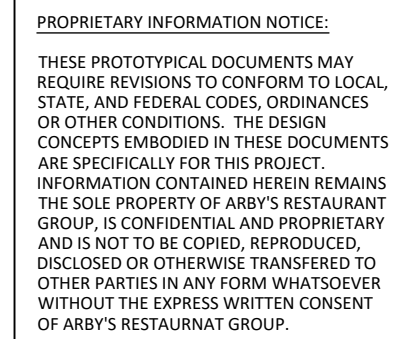
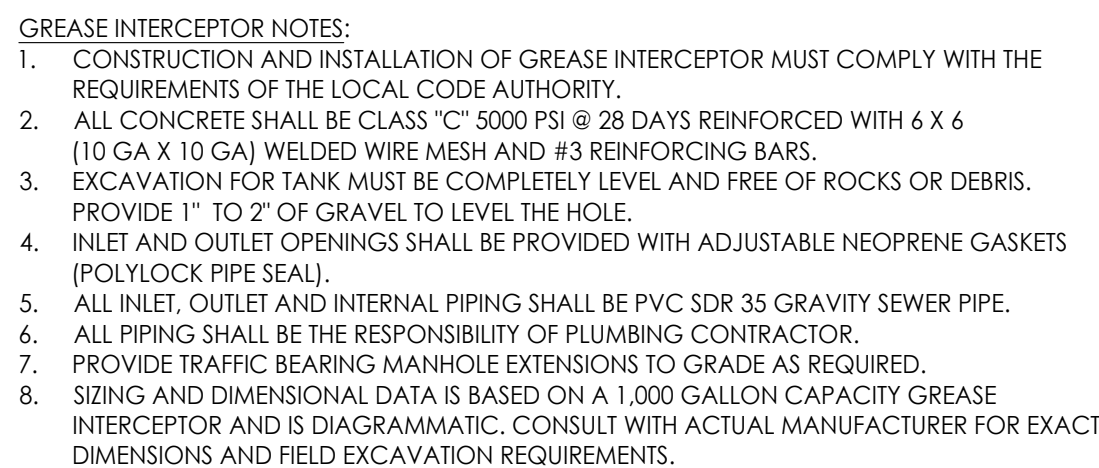
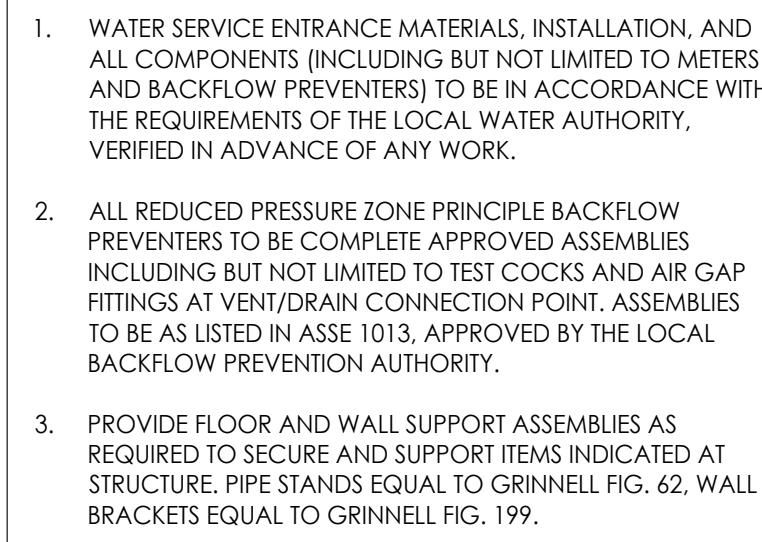
FINISH FLOOR

FULL SIZE RELIEF DRAIN INDIRECT TO FLOOR DRAIN

2" WATER METER

PROVIDE SOLID CONCRETE SUPPORT UNDER ALL VALVES AND METER FLANGES (TYP.)

PROVIDE STEEL PIPE SLEEVE AND WATERTIGHT SEAL AT FLOOR PENETRATION



PROJECT NUMBER:	
ISSUE	DATE
PRELIMINARY	
PERMIT	
BID	
REVISION	

SHEET:

P4.1